



Tips for Completing the 2022 Oakland Promise Scholarship Application

The application can be found at scholarships.oaklandpromise.org. Register for an account with an email that you can access (NOT your OUSD email). You will be required to verify your account using that email. All students will complete the same application, however, there may be opportunities to apply for larger awards based on particular criteria.

Applications must be completed and submitted by **11:59pm PST on Monday, March 7, 2022**.

Contact scholarships@oaklandpromise.org should you have any questions.

[Here is an instructional video](#) with step by step directions for completing the application.

Start early: You can preview application questions and requirements here:

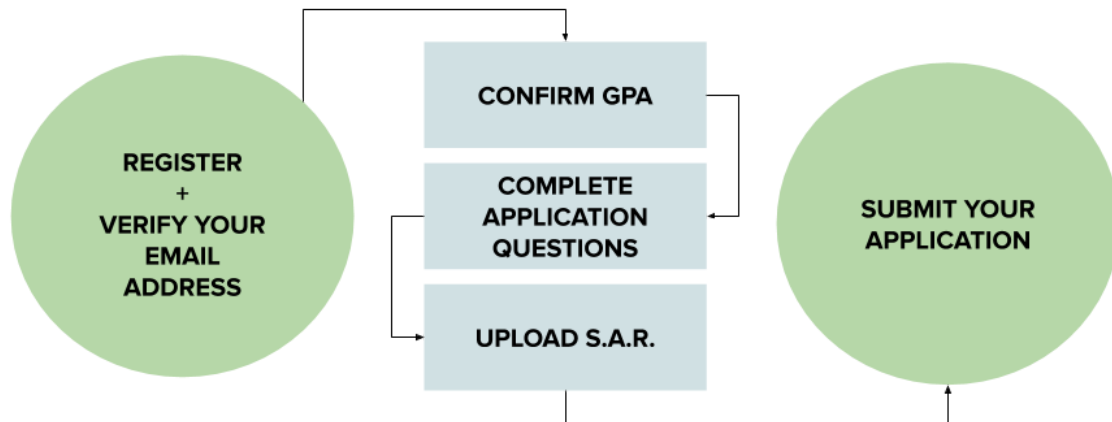
- [Oakland Promise 2022 Scholarship](#)

The application includes information about you, short essays, parent/guardian signature for applicants under the age of 18, and additional information from your FAFSA/CA Dream Act application, such as:


- Information about the Expected Family Contribution (EFC) based on your completed FAFSA/CA Dream Act application
- An electronic copy of your Student Aid Report (SAR) from the FAFSA/CA Dream Act application
- Your SAT Math and English scores and/or ACT score, if you know them
- Your high school cumulative GPA through the last grading period
- Our application question regarding citizenship status will not be shared with anyone except for application reviewers and only for the purpose of reviewing applications.

Some information regarding the application portal

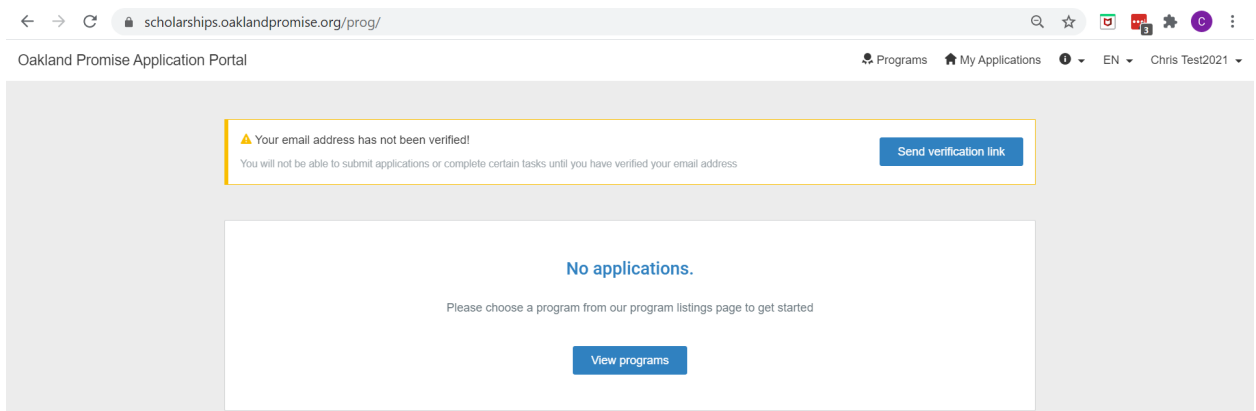
To successfully complete your scholarship application, you will complete the following processes.



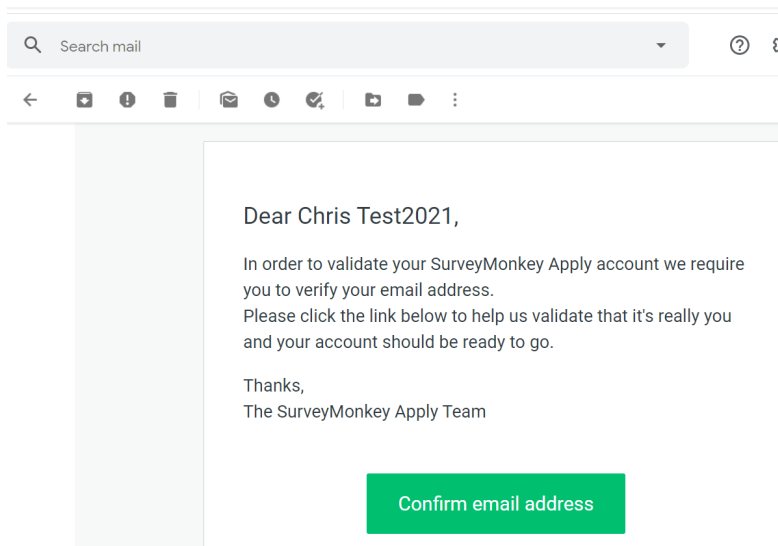
- You must first register with an email account that you have access to, preferably a non-OSD email account. You can start and revisit your application anytime. But to successfully register, go to scholarships.oaklandpromise.org
 - 1) Click on the “REGISTER” button on the top right corner of the screen when you first visit scholarships.oaklandpromise.org



- 2) Once registered, click on “SEND VERIFICATION LINK” button



- 3) You will need to check your email account for an email from Oakland Promise via surveymonkey.mail.e.sparkpost.com to verify by clicking on “Confirm email address”.



- The online form will save drafts while you are editing, so you can exit the application and return to edit over as many sessions as needed.
- This application portal is a web-based portal. As long as you have internet connectivity, you can access your application.
- You can edit your submission anytime until the application deadline **March 7, 11:59pm PST**.
- At any time, you can download your application in its current state and review it as a PDF.
- You **MUST** click on the “SUBMIT” button to complete the application, even after you have “mark as completed” each of the three tasks. **Your application is incomplete until you've clicked on the “SUBMIT” or “SUBMIT YOUR APPLICATION” button.**

For the best online experience, you should try to use a web browser that can be in “incognito mode.” In Chrome, use ctrl+shift+n to open a new window and type in scholarships.oaklandpromise.org for the portal URL.

We are also using an online tool that hides menus under three horizontal dots “...” Feel free to click on that to see what else you can do within the application.

If you have questions, or would like support in completing your application, email scholarships@oaklandpromise.org.